



Make a paper parachute


1. You need a piece of paper, 4 bits of string, and some Sellotape




2. Tape the pieces of string to the 4 corners of the paper



3. Gather other ends of the pieces of string together



4. Squeeze a blob of modelling dough onto the ends of the string



5. Shape the dough any way you like, then try your parachute



Things to try:

- What difference does it make if you use a big blob of modelling dough?
- What's the smallest amount of dough you can use that still falls smoothly?
- Try making a parachute with 2 or more pieces of paper taped together.
- Try decorating your parachute.